


GUPPY



PADRÃO WGA

Judging Standard for World Guppy Contests.

Introduction.

The intention of this standard is to compare different fishes against it, not fishes against fishes, this way every entry meeting this standard must be fully pointed. Points must be deducted for every fault observed since it goes against this judging standard.

1-Judging Form and Point System.

WORLD GUPPYCONTEST		
Tank No. _____ Group No. _____		
BODY	Length	8
	Shape	8
	Colour	12
DORSAL	Length	5
	Shape	8
	Colour	10
CAUDAL	Length	10
	Shape	20
	Colour	14
VITALITY		5
EXTENDED FIN		-10
FEMALE		-10
TOTAL		100
JUDGE: _____		

2-Entries Scoring.

Entries are scored by the average of its mid judgements/notes, i. e., excluding the highest and lowest judgements/notes.

Entries will be ranked by their scores.

If needed the entries with the same score will be decreasingly ranked according their points for caudal shape, caudal color and body color, respectively.

3-Entries Classification.

According (1) Caudal Fin Standard, (2) Base Color and (3) Body/Tail Color.

3.1-Caudal Fin Standards:

Large Tails: 1-Fantail

	2-Triangletail
	3-Veiltail
	4-Scarftail
Sword Tails:	5-Double Swordtail
	6-Top Swordtail
	7-Bottom Swordtail
	8-Lyretail
Short Tails:	9-Cofertail
	10-Speartail
	11-Roundtail
	12-Pintail
Extended Fins:	13-Ribbon
	14-Swallow
	15-Hi-fin
	16-Sailfin

3.2-Base Color:

- 1-Grey: Dominant.
 - 2-Gold: aka Bronze or Tiger, recessive, black pigmentation reduced by half, darkly edged scales.
 - 3-Blond: aka Gold, recessive, black pigmentation almost completely missing, dark eyes.
 - 4-Blau: recessive, missing of yellow and/or red pigmentation.
 - 5-Pink; recessive, brighten peduncle
 - 6-Albino: recessive, black pigmentation almost completely missing, red eyes.
 - 7-White: double recessive from Blond and Blau, missing of yellow and/or red pigmentation, and black pigmentation almost completely missing.
 - 8-Silver: double recessive from Blau and Gold, missing of yellow and/or red pigmentation, darkly edged scales.
 - 9-Cream: double recessive from Blond and Gold; variable degree of black pigmentation missing, dark eyes.
 - 10-Lutino: recessive, black pigmentation almost completely missing, dark red eyes.
- ***Note: If the base color of an entry is not clearly recognizable it will be classified as Grey.

3.3-Body/Tail Color:

- 1-Red: red tail.
- 2-Blue: blue tail.
- 3-Green: green tail.
- 4-Yellow: yellow tail.
- 5-White: white tail.
- 6-Black: black tail.
- 7-Neon: clear red/orange body
- 8-Moscow: fore body with metal mark.
- 9-Metallic: metallic shinning body.
- 10-Half Black e 3/4 Black: ½ or ¾ black body.

- 11-Snakeskin e Filigran: “chain-link” or rosette pattern in dark/light colors; delicate pointed pattern in dark/light colors, respectively.
 - 12-Vien Emerald: multicolored irregular body marks with characteristic green sheen.
 - 13-A-colored: single color.
 - 14-Polychrome: mixed multi colored.
 - 15-All Colors:
 - 16-All Other Colors:
 - 17-Multi Colored: two tones colored.
 - 18-Japan Blue: iridescent blue peduncle.
 - 19-Grass e Glass: tenderly doted tail.
- ***Note: Up to 2 Body/Tail colors can be combined to name an entry.

4-Judging Standard.

Vertebral column deformities, missing parts, disease signs, humpback, flat body, lacking of vitality, do not matter if either males or females show these faults, leads to whole entry **disqualification**.

Females clearly showing do not belongs to male strain/line will lead to whole entry **disqualification**.

Incomplete entries will **not be accepted**.

The judges will inspect all entries, after they are released in the tanks and before judgement begging, voting for entries disqualifications.

All disqualified entries will be removed from show bench.

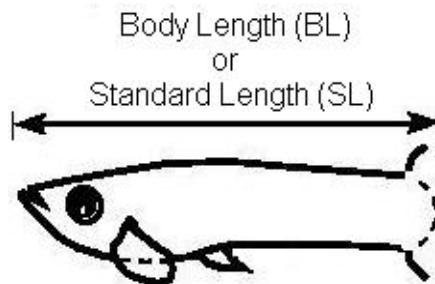
4.1-Body Length – 8 Points.

Variable according each Caudal Fin Standard Group.

Evaluation and Pointing:

According fish [Standard Length](#), i. e. the measurement from the most anterior tip of the body to the posterior end of the caudal peduncle.

26mm (1”) and more	8pt
24mm	7pt
22mm (7/8”).....	6pt
20mm	5pt
18mm (3/4”).....	4pt
16mm (5/8”)	3pt
14mm (1/2”).....	2pt
Less than 14mm (1/2”).....	1pt



4.2-Body Shape – 8 Points.

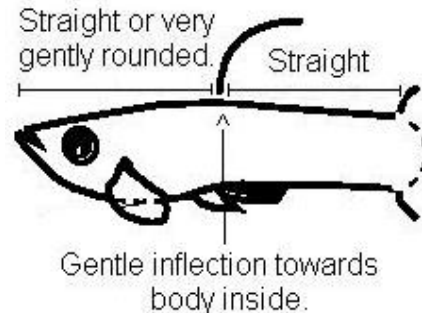
Strong enough to support a natural and a lively swimming.

Evaluation and Pointing:

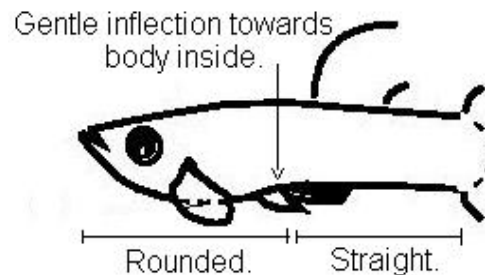
Two points are assigned for outline, 2 points are assigned for body ratios and 4 points are assigned for body display.

Outline:

The line from the beginning of the snout to the beginning of the dorsal fin should be straight or very gently rounded, at this point the body is gently inflected towards body inside, and then from this curvature to the end of caudal peduncle it should be straight.



The line from the beginning of the snout to the end of the anal fin/gonopodium/anus should be rounded, at this point the body is gently inflected towards body inside, and then from this curvature to the end of caudal peduncle it should be straight.




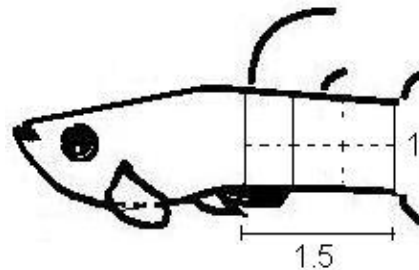
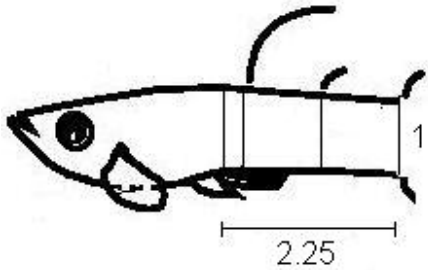
In frontal view the fish should show a smoothly rounded belly.

- Good 2pt
- Medium ... 1pt
- Bad 0pt


Body Ratios:

Caudal peduncle should have upper and lower edges as parallel as possible. Peduncle length should be between 1,5 and 2.25 times peduncle height took at the middle of the peduncle.





Belly should be 1/4 peduncle height.



Good 3pt
 Medium ... 2pt
 Bad 1pt

Body Display:

The fish should have a straight body and show to control body movements in relation tank bottom and water column.

To evaluate body straightness you should trace a line from fish snout to the middle height of peduncle end when the fish is motionless, if this line pass exactly over half body height took at dorsal beginning the fish has an straight body. If passing anywhere in lower half body, since do not touch lower body margin, the fish is considered having a curved body getting a worst degree as lines cross each other closer to body margin. If touching lower body margin or passing outside lower body margin at any point the entry will be considered a humpback and will be disqualified. If these lines cross on upper body half height the entry will be considered a flat body and will be disqualified.

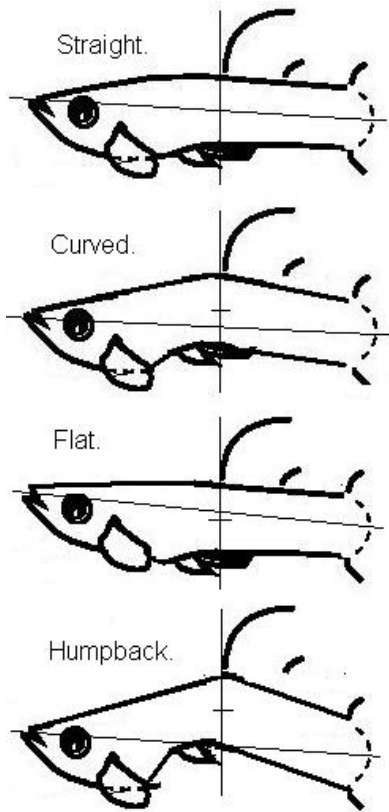
To evaluate fish control on body movements take into account the angle formed between the line traced from fish snout to the middle height of peduncle end when the fish is swimming and tank bottom. The fish should be able to swim in upward, straight and downward angles to tank bottom and at different water depths.

Straight body 4pt
 Curved body ... 1-3pt

Humpback Disqualification.

Flat body Disqualification.

Up to 2 points can be deducted for faults related to lacking of control on body movement, since total points for body display do not fall bellow 0 points.



4.3-Body Color – 12 Points

Fully colored with intense/lively colors and clearly delimited, if applicable.

Evaluation and Pointing:

According covered area and color quality.

Every area where we can not clearly see the base color or the silvery peritoneum is considered a colored area.

Covered Area:

According the percentage of the body that is colored as follow:

- 100% coverage ... 12pt
- 75% coverage ... 9pt
- 50% coverage ... 6pt
- 25% coverage ... 3pt
- 0% coverage ... 0pt

Color Quality:

Up to 50% of the points assigned above can be deducted for faults related to color quality, i.e., lacking of intensity/liveliness and blurry delimitations.

Recessive base color and/or pastel entries should be judged taking into account the limitations imposed by their classification.

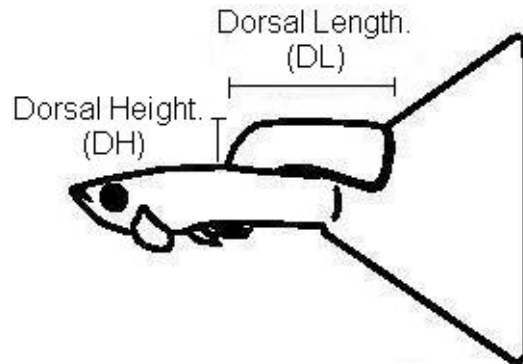
4.4-Dorsal Length – 5 Points.

Variable according each Caudal Fin Standard.

Evaluation and Pointing:

According the point that the longest dorsal fin ray reaches in relation to caudal fin length. Dorsal should vertically finish at the end of the first third of caudal fin, except for Roundtails where it should finish vertically at caudal fin beginning.

- On the target and more 5pt
- Between half peduncle and target ... 3-4pt
- On half peduncle 2pt
- Before half peduncle 1pt



4.5-Dorsal Shape – 8 Points.

Variable according each Caudal Fin Standard.

Evaluation and Pointing:

Four points are assigned for dorsal shape itself, 2 points are assigned for dorsal condition and 2 points are assigned for dorsal display.

Dorsal Shape:

Triangletails should have a rectangular or trapeze shaped dorsals, both 90 degrees rising, with slight rounded corners. In case of a trapeze dorsal anterior and posterior edges should be perpendicular to body axial line while upper edge should be parallel to body axial line. Posterior dorsal edge height should not exceed 1,5 times the anterior edge height. In case of a trapeze dorsal only its lower edge can have an oblique angle to body axial line.

Triangle tails may also have a parallelogram shaped dorsal, 45 degrees rising, with straight corners.

Triangletails dorsals should always have a 3:1 ratio between length and height.

Fantails may have a steeply rising slim dorsal ended pointed and straight or a parallelogram dorsal, always with a ratio ranging from 3:1 to 4:1.

Swordtails should have a slim dorsal ended pointed and straight with a ratio ranging from 5:1 to 6:1.

Veiltails and Roundtails should have a steeply rising dorsal ending rounded off.

Lyretails and Speartails should have a steeply rising slim dorsal ended pointed and curved upward.

All other standards should have a steeply rising slim dorsal ended pointed and straight.
Refer to each standard figure for clarifications.

Good 4pt
Medium ... 2-3pt
Bad 1pt

Dorsal Condition:

Dorsal edges should be straight, no teeth/serrations, no split no missing parts.

Good 2pt
Medium 1pt
Bad 0pt

Dorsal Display:

It should be held erect and opened.

Observe without and before any kind of stimulation.

Erect 2pt
Half closed 1pt
Closed 0pt

4.6-Dorsal Color – 10 Points.

Fully colored with intense colors and clearly delimited, if applicable.

Evaluation and Pointing:

According colored area, color quality and matching between dorsal color and caudal color.

Every area that is not transparent, except for recessive base colors where should be expected occur patterning, is considered a colored area.

Basically you should deduct points for transparent margins.

Covered Area:

According the percentage of the dorsal that is colored as follow:

100% coverage ... 10pt
75% coverage ... 8pt
50% coverage ... 5pt
25% coverage ... 3pt
0% coverage ... 0pt

Color Quality:

Up to 50% of the points assigned above can be deducted for faults related to color quality, i.e., lacking of intensity/liveliness and blurry delimitations.

Recessive base color and/or pastel entries should be judged taking into account the limitations imposed by their classification.

Dorsal/Caudal Color Matching:

Up to 2 points can be given for prizing dorsal/caudal color matching, since the total points do not exceed 10 points.

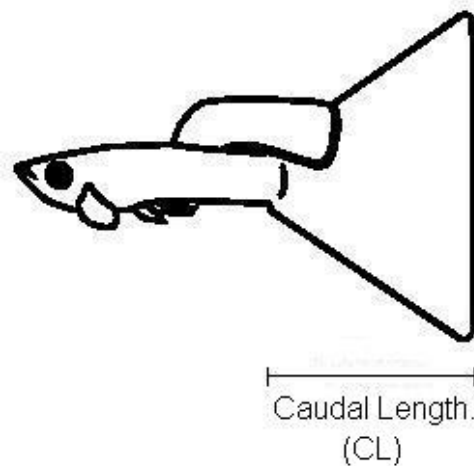
- Same color, same pattern and same tone 2pt
- Same color with different patten and/or different tone ... 1pt
- Different color 0pt

4.7-Caudal Length – 10 Points.

Variable according each Caudal Fin Standard.

Evaluation and Pointing:

According the ratio between the caudal length and the body length.
 Caudal length is the measurement from the insertion of the first caudal fin ray into the peduncle to the posterior end of the longest caudal fin ray.



Target caudal:body length ratios:

Large Tails:

- Fantail 10/10
- Triangletail ... 8/10
- Veiltail 8/10
- Scarftail 8/10

Sword Tails:

- Double Swordtail ..10/10
- Top Swordtail 10/10
- Bottom Swordtail.. 10/10
- Lyretail 8/10

Short Tails:

- Cofertail 5/10
- Speartail 8/10
- Roundtail 5/10
- Pintail 10/10

- On the target or more 10pt
- Between 50% of the target and the target ... 3-9pt
- On 50% of the target..... 2pt
- Smaller than 50% of the target..... 1pt

4.8-Caudal Shape – 20 Points.

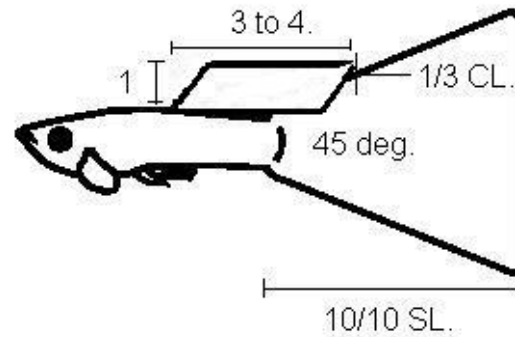
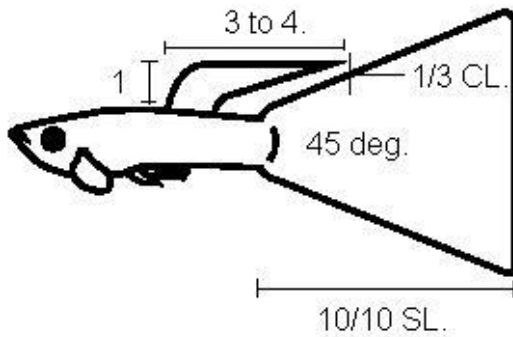
Variable according each Caudal Fin Standard.

Evaluation and Pointing:

Ten points are assigned for caudal shape, 5 points for caudal condition and 5 points for caudal display.

Fantail:

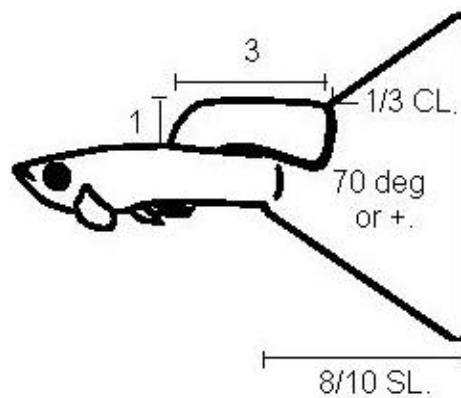
Caudal fin should have the shape of a triangle of 45 degrees coming off the peduncle. Edges are straight and even, and the corners may be slightly rounded.

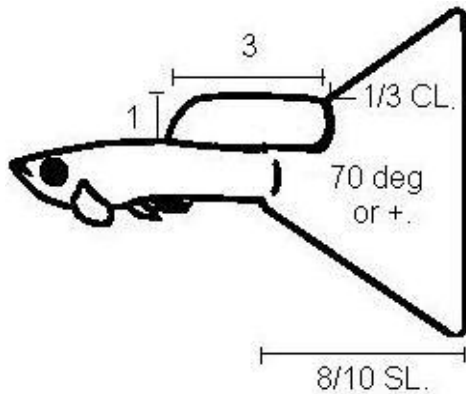


Triangletail:

Caudal fin should have the shape of a triangle having 70 degrees coming off the peduncle, or more.

Edges are straight and even and the corners can be slightly rounded.





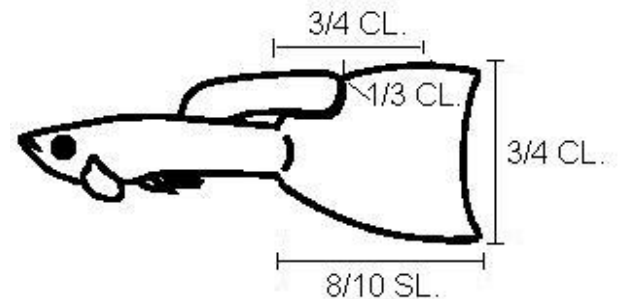
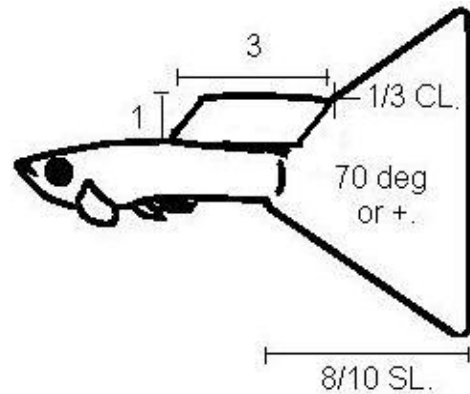
Veiltail:

Caudal fin has gently curving upper and lower edges.

Rear edge is concave.

It is the highest at 3/4 of its length.

Height of the caudal fin should be 3/4 of its length

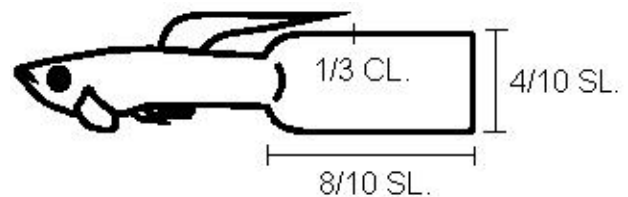


Scarftail:

Caudal fin has a rectangular shape.

Height of the caudal fin is 4/10 of the body length.

Frontal part of the fin is rounded.

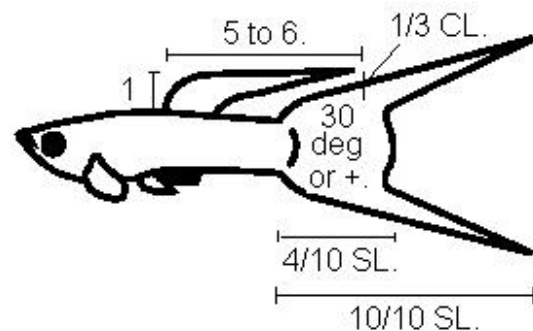


Double Swordtail:

Caudal fin has an oval basic shape with sword shaped extensions of the upper and lower fin rays.

Outer edges form an angle of 30 degrees or more.

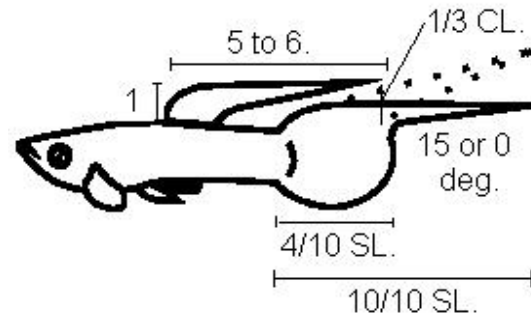
Basic oval part of the caudal fin should be 4/10 of the body length.



Top Swordtail:

Caudal fin has an oval basic shape with a sword shaped extension of the upper fin rays.

Outer edge should form an angle of 15 degrees or stays parallel to the body axis
Basic oval part of the caudal fin should be 4/10 of the body length.

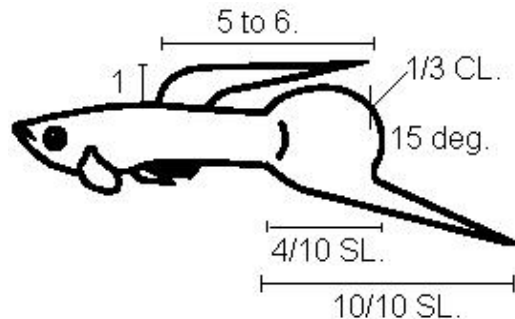


Bottom Swordtail:

Caudal fin has an oval basic shape, with a sword shaped extension of the lower fin rays.

Outer edge form an angle of 15 degrees to the body axis

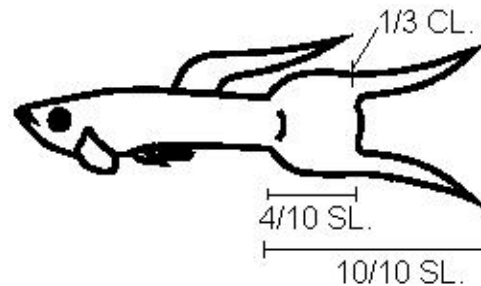
Basic oval part of the caudal fin should be 4/10 of the body length.



Lyretail:

Caudal fin has the shape of a lyre.

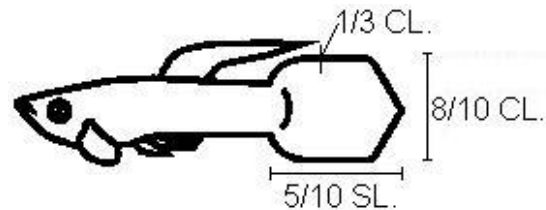
Basic shape of the fin is round and should be 4/10 of the body length.



Cofertail:

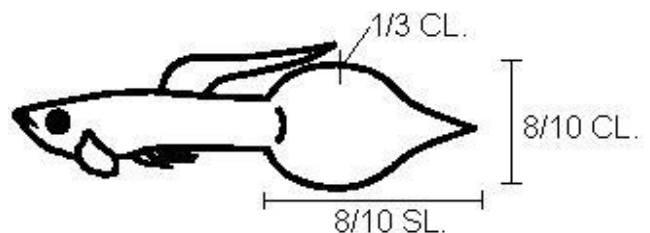
Shape of the caudal fin looks like a mining spade.

Upper and lower fin edges first draw away from the body, then go parallel.
Height reaches 8/10 of the fin length.



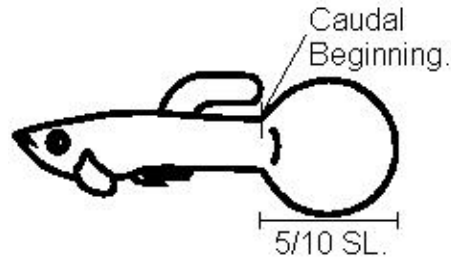
Speartail:

Caudal fin has the shape of a spearhead.
Height reaches 8/10 of the fin length.



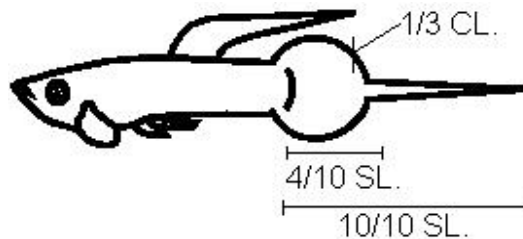
Roundtail:

Caudal fin is round with a diameter of $\frac{5}{10}$ of the body length.



Pintail:

Basic caudal shape is round with a diameter of $\frac{4}{10}$ of the body length. Central fin rays are extended to a pin.



Good10pt
Medium ... 2-9pt
Bad 1pt

Caudal Condition:

No teeth/serrations, no missing parts and no split tail.

Good 5pt
Medium ... 2-4pt
Bad 1pt

Caudal Display:

It should be held erect and opened.

Observe without and before any kind of stimulation.

Good 5pt
Medium ... 2-4pt
Bad 1pt

4.9-Caudal Color – 14 Points.

Fully colored with intense colors and clearly delimited, if applicable.

Evaluation and Pointing:

According colored area and color quality.

Every area that is not transparent/whitish, except for recessive base colors where should be expected occur patterning, is considered a colored area.

Basically you should deduct points for transparent/whitish margins.

In case of Swordtails and Lyretails the oval and rounded parts of the tails can be colorless.

Covered Area:

According the percentage of the colored that is colored as follow:

- 100% coverage ... 14pt
- 75% coverage ... 11pt
- 50% coverage ... 7pt
- 25% coverage ... 4pt
- 0% coverage ... 0pt

Color Quality: Up to 50% of the points assigned above can be deducted for faults related to color quality, i.e., lacking of intensity/liveliness and blurry delimitations.

Recessive base color and/or pastel entries should be judged taking into account the limitations imposed by their classification.

4.10-Vitality – 5 Points.

Fish showing a healthy behavior.

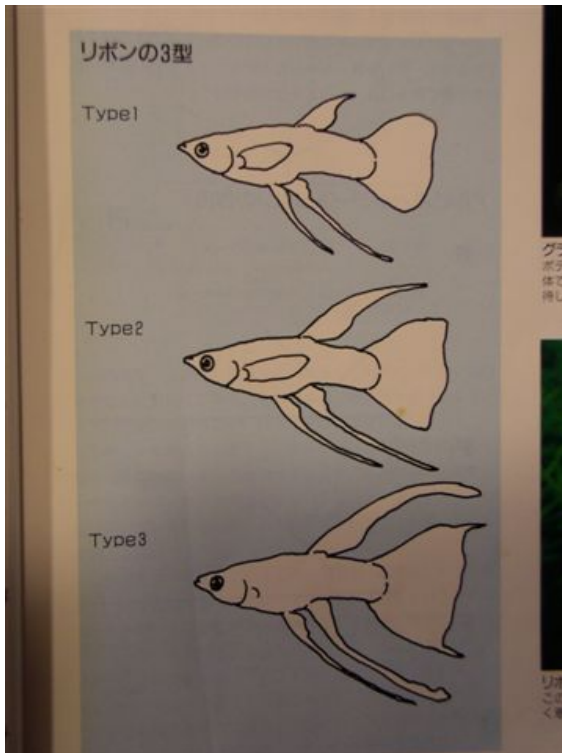
Evaluation and Pointing:

Observe fish's behavior without and before any kind of stimulation.

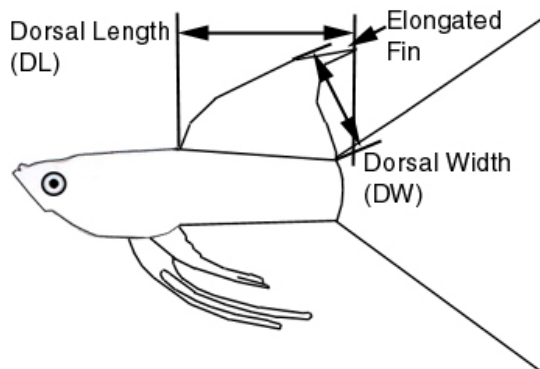
- Courting 5pt
- Swimming up and down, forward and backward, with erect fins 4pt
- Swimming up and down, forward and backward, with hanging fins ... 3pt
- Motionless in water column 2pt
- Laid on the tank bottom 1pt

4.11-Extended Fins.

4.11.1-Ribbon – 10 Points.



From Guppy Base Book Vol. I by Yoshiki Tsutsui.



From Singapore Judging Criteria and Standards for Show Guppy. Singapore Guppy Club, February 2005.

Ribbons are fishes belonging to any of the 12 classical IHS standards and/or Hi-fin/Sailfin standards showing elongated pectoral, ventral/pelvic and anal fin/gonopodium.

This way, lets say for triangles, we may have triangle ribbons, triangle hi-fin ribbons and triangle Sailfin ribbons.

Pectoral fins should be equal in shape and both at least reaching dorsal fin beginning in length.

Ventral/pelvic fin and anal fin/gonopodium should have thick filamentous extensions with an arc or straight shape, never twisted, broke or crooked. Ventral/pelvic fin should reach caudal fin beginning in length while anal fin/gonopodium should reach caudal rear edge in length.

A broader base where the ventral/pelvic fin and anal fin/gonopodium join the body is preferred.

Is not obligatory that ribbons have elongated rays in dorsal fin.

If having they should reach caudal fin rear edge in length and they should have an arc or straight filamentous shape, never twisted, broke or crooked.

This dorsal elongation must to be taken into account while judging dorsal fin length. The usual dorsal shape of each standard is acceptable for ribbon entries besides the 4 shapes in figures above.

Ribbons belonging to group 1 standards may have elongated upper and lower caudal fin rays, see Type 3 in figure above.

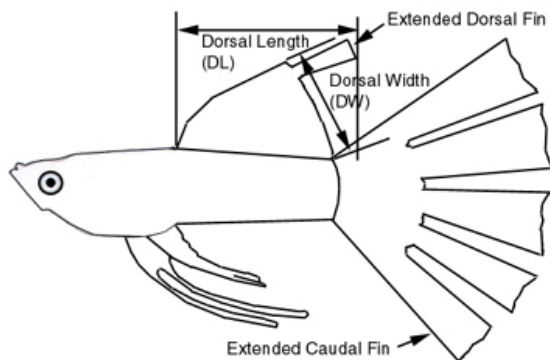
If having they should have an arc or straight filamentous shape, never twisted, broke or crooked.

This caudal elongation must to be taken into account while judging caudal fin length.

All extensions should be colored.

Ribbon entries can receive up to 10 points as penalty for faults related to their pectoral, ventral/pelvic and anal fin/gonopodium length, shape and color.

4.11.2-Swallow – 10 Points.



From Singapore Judging Criteria and Standards for Show Guppy. Singapore Guppy Club, February 2005.

Swallows are fishes belonging to a "triangle-like" and/or Hi-fin/Sailfin standards showing elongated caudal, pectoral, ventral/pelvic, anal fin/gonopodium.

This way we may have Triangle Swallows, Triangle Hi-fin Swallows and Triangle Sailfin Swallows.

Pectoral fins should be equal in shape and at least reaching dorsal fin beginning in length. Ventral/pelvic fin and anal fin/gonopodium should have thick filamentous extensions with an arc or straight shape, never twisted, broke or crooked.

A broader base where the ventral/pelvic fin and anal fin/gonopodium join the body is preferred.

Ventral/pelvic fin should reach caudal fin beginning in length while anal fin/gonopodium should reach caudal rear edge in length.

Is not obligatory that swallows have elongations in dorsal fin.

This dorsal elongation should reach caudal fin beginning in length and they should have a shallow triangular shape with straight edges.

This dorsal elongation must be taken into account while judging dorsal fin length.

The usual dorsal shape of Triangle and/or Hi-fin/Sailfin standards are acceptable for Swallow entries besides the shape in the figure above.

Is obligatory that swallows have at least 1 elongation in caudal fin, ideally they should have at least 5 elongations in caudal fin.

These caudal elongations should have a shallow triangular shape with straight edges; equals in shape and size; while evenly spaced.

These caudal elongations must to be taken into account while judging caudal fin length.

These caudal elongations should represent more than 1/3 of caudal length.

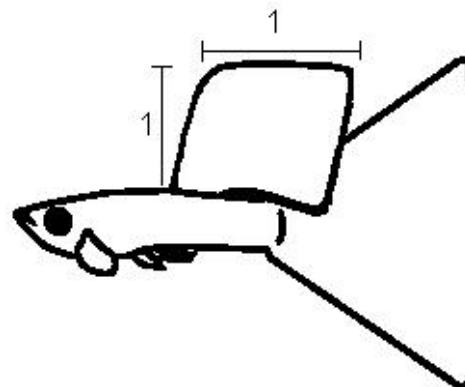
Their caudal fin nucleus may also have a slightly rounded basic shape while their rear caudal edge may be slightly convex, besides being triangles.

All extensions should be colored.

Swallow entries can receive up to 10 points as penalty for faults related to their number of caudal extensions; pectoral, ventral/pelvic and anal fin/gonopodium length, shape and color.

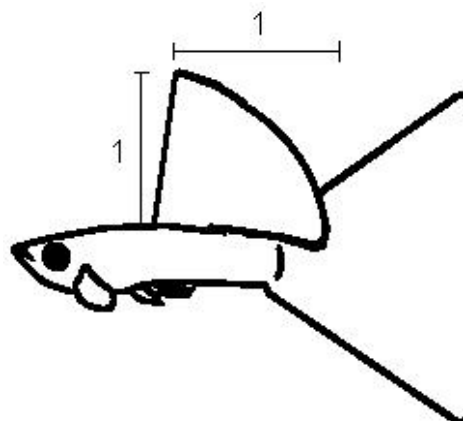
4.11.3-Hi-fin.

This is a Triangletail where the ideal dorsal shape is a square.



4.11.4-Sailfin.

This is a Triangletail where the ideal dorsal shape is a circle arc.



4.12-Female – 10 Points.

The female must belong to the same strain/line of the male, with a compatible size, with a good shaped body, to show to be healthy and to show to be able to reproduce.

Will be accepted females not showing possible Y-linked patterns/colors, but in case of exclusively X-linked or autosomal patterns/colors with known expressivity in females they must obligatory show signs of these patterns/colors or the entry will be **disqualified**.

Evaluation and Pointing:

Body Length:

The female should have a body length compatible to male body length, i. e., she should be between 1,5 and 2 times larger than the male in terms of standard length.

Body Shape:

Female's body shape will be judged taking into account body outline and body display at the same way these criteria are judged in males.

Body Color:

The female must has the same base color as the male and this is the only color related criterion that will be used to judge female color.

Dorsal Shape:

Female's dorsal shape will be judged taking into account dorsal condition and dorsal display at the same way these criteria are judged in males

Caudal Shape:

Female's caudal shape will be judged taking into account caudal condition and caudal display at the same way these criteria are judged in males

Vitality:

Female's vitality will be judged at the same way this criteria is judged in males, besides female reproductive aptitude should also be judged under this criteria.

Extended Fin:

Hi-fin and Sailfin criteria will not be judged in females.

Ribbon and Swallow criteria will be judged in females at the same way these criteria are judged in males.

Females can receive up to 10 points as penalty for faults related to the judgement of criteria above.